



**Product Name:** LTE Terminal Antenna

**Part Number:** TA-24B-A-L01

**Features:**

- Support LTE 698-960MHz, 1710-2690MHz
- Connector: 90 Degree SMA Male
- RoHS & REACH Compliant

**Applications:**

- LTE Router Application
- Smart Metering Application
- IoT Device Application

# LTE Terminal Antenna

## MODEL: TA-24B-A-L01

Rev.A

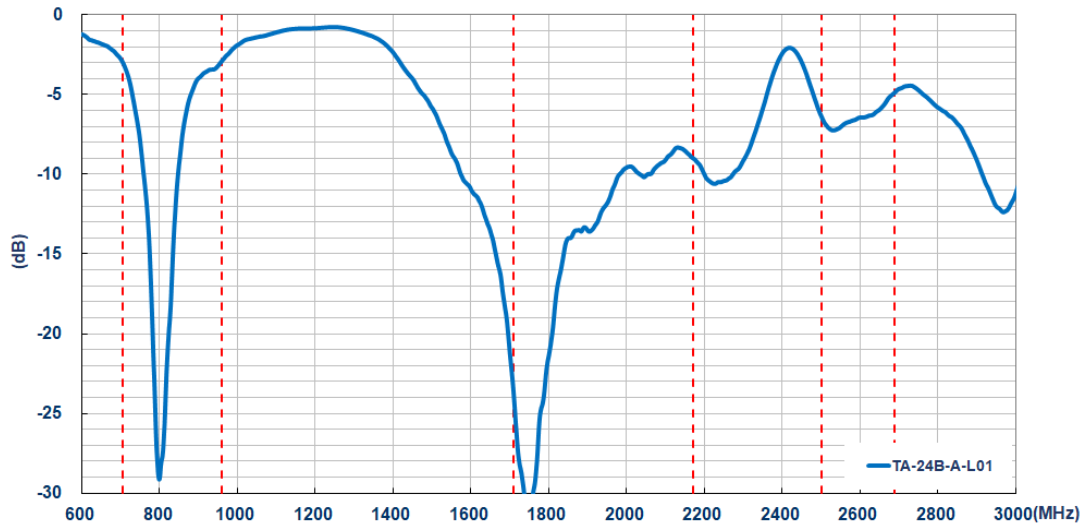
### I. Specifications:

Items	Specifications					
<b>LTE Electrical Characteristics</b>						
<b>Frequencies (MHz)</b>	698 ~ 824	824 ~ 960	1710 ~ 1880	1850 ~ 1990	1920 ~ 2170	2300 ~ 2690
<b>Efficiency (%)</b>	53.29	50.08	81.72	86.96	79.14	60.48
<b>Average Gain (dBi)</b>	-2.73	-3.00	-0.88	-0.61	-1.02	-2.18
<b>Peak Gain (dBi)</b>	3.85	2.59	4.17	4.31	4.31	3.28
<b>V.S.W.R</b>	< 7.28	< 7.28	< 2.00	< 3.00	< 3.00	< 3.50
<b>Return Loss (dB)</b>	< -2.40	< -2.40	< -10.00	< -6.00	< -6.00	< -5.00
<b>Test Condition</b>	215 x 125 x 15 mm (With Ground Box)					
<b>Impedance (<math>\Omega</math>)</b>	50					
<b>Polarization</b>	Linear					
<b>Physical Condition</b>						
<b>Dimensions (mm)</b>	48(L) x 17(W) x 7(T)					
<b>Connector</b>	90° SMA(Male)					
<b>Environmental Conditions</b>						
<b>Operation Temperature (°C)</b>	-40 ~ +85					
<b>Storage Temperature (°C)</b>	-40 ~ +85					
<b>Relative Humidity</b>	95% non-condensing					

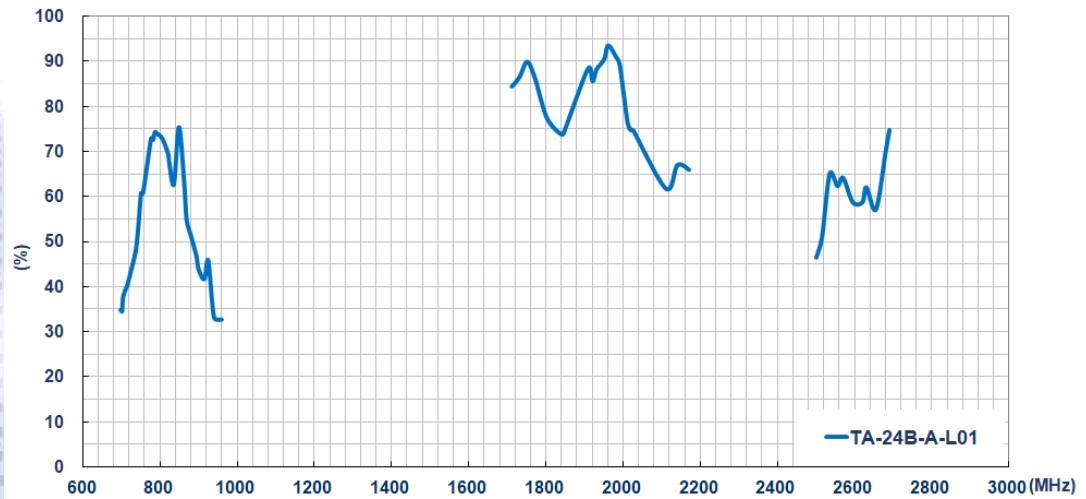
© Unictron Technologies Corp.  
All specifications subject to change without notice.

## II. Antenna Technical Parameters:

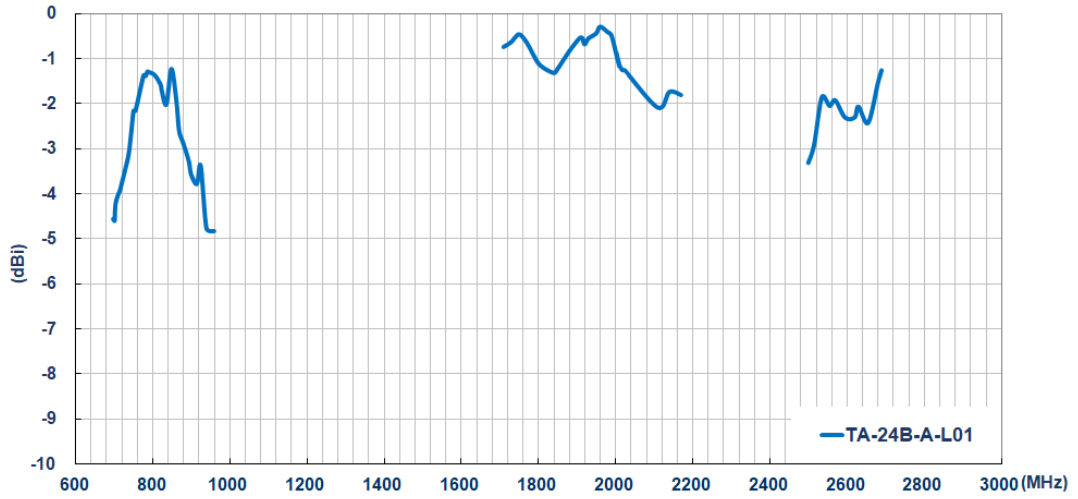
S11-parameters (dB)



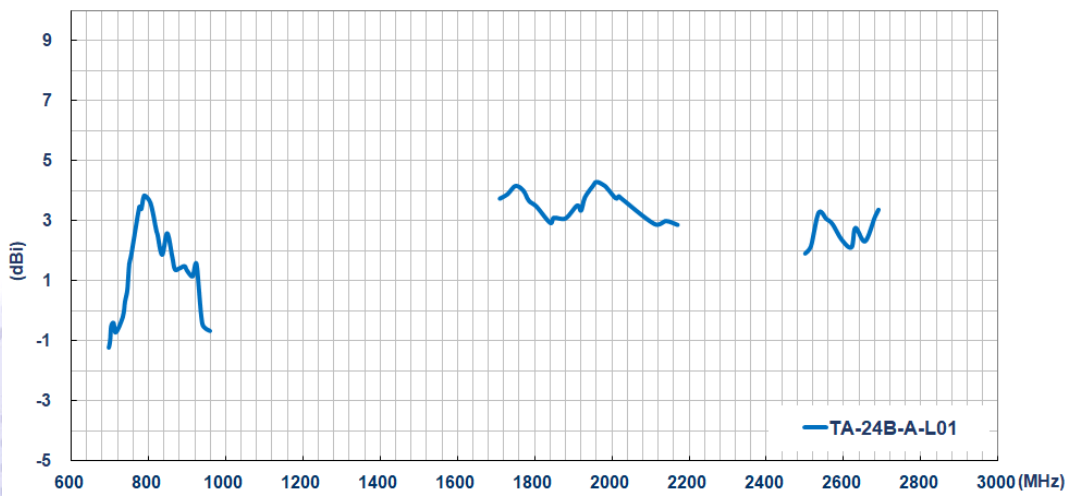
Efficiency (%)



Average Gain (dBi)




Peak Gain (dBi)



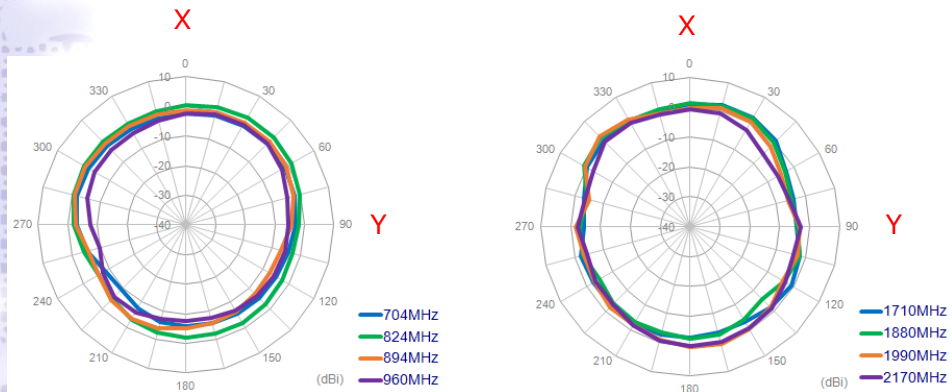
### III. Antenna Radiation Pattern Measurement:

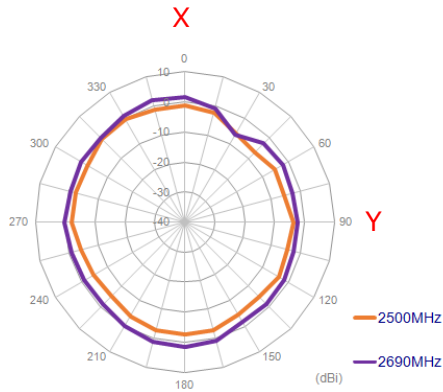
The antenna radiation patterns are measured in 3D Anechoic Chamber. The measurement setup is as show below,



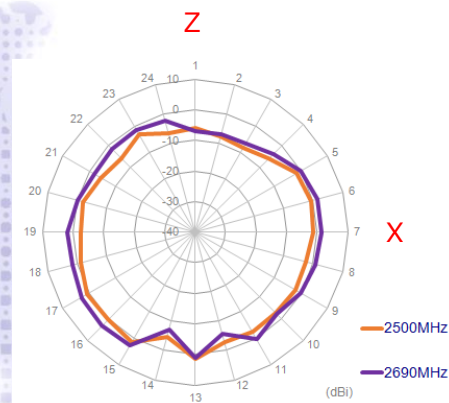
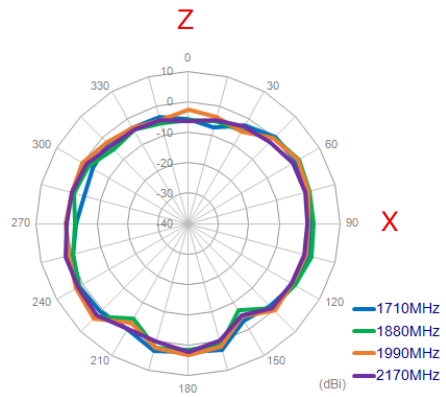
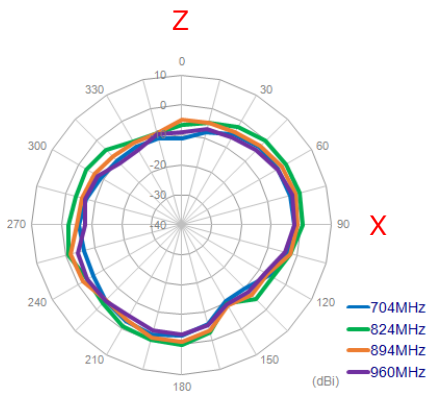
### IV. 2D Radiation Pattern:

X-Y plane

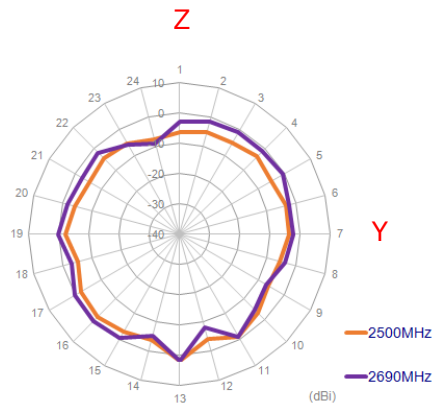
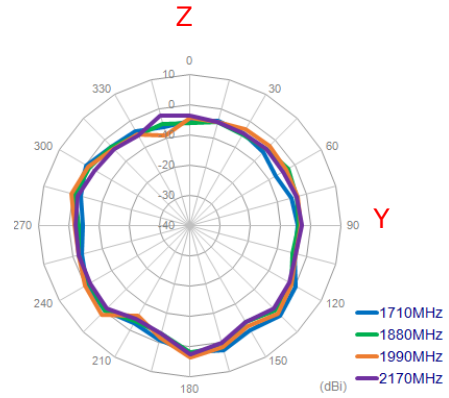
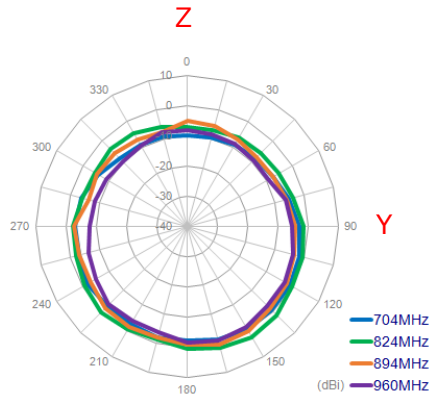




X-Z plane

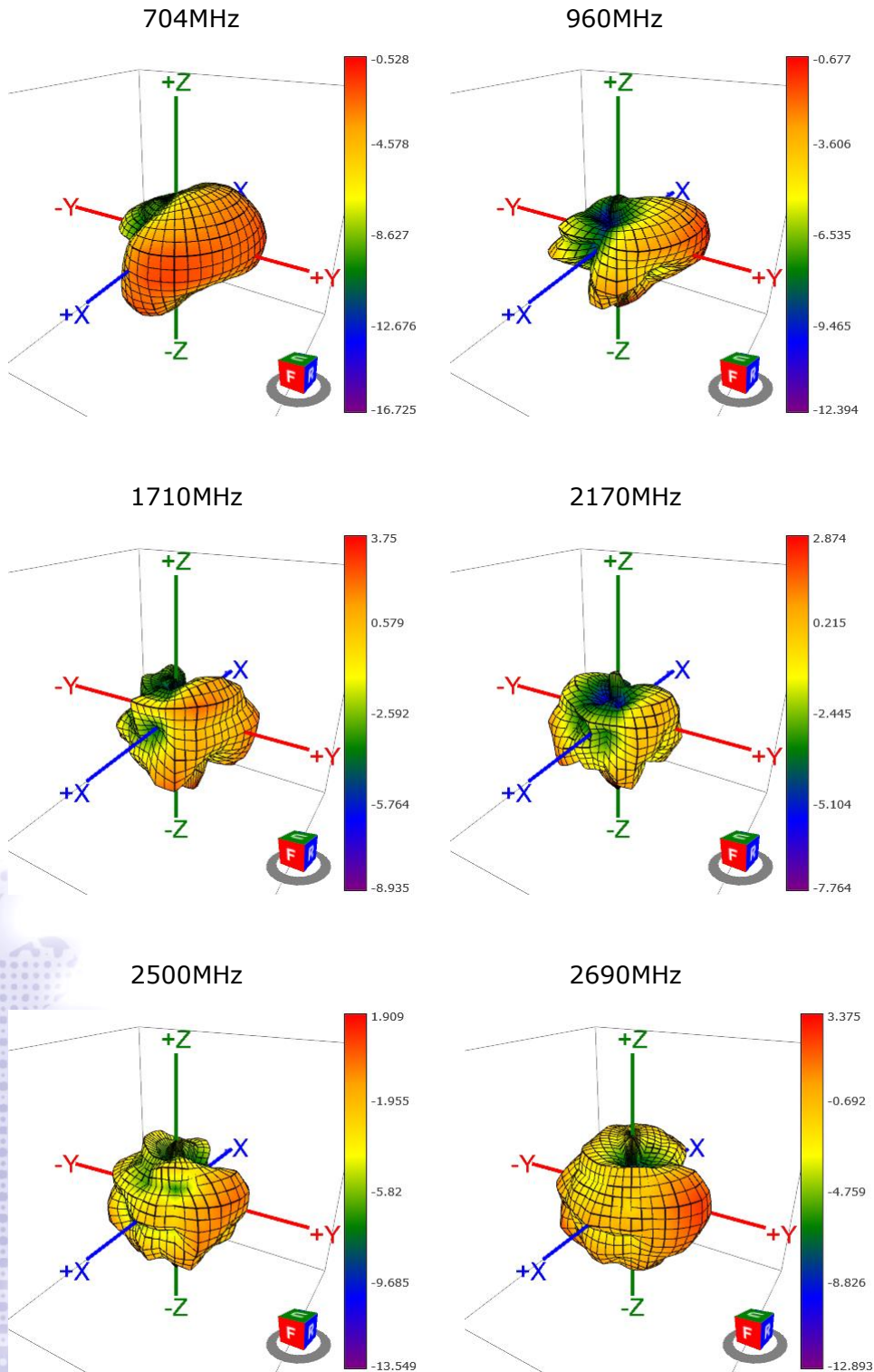


Y-Z plane



© Unictron Technologies Corp.  
All specifications subject to change without notice.

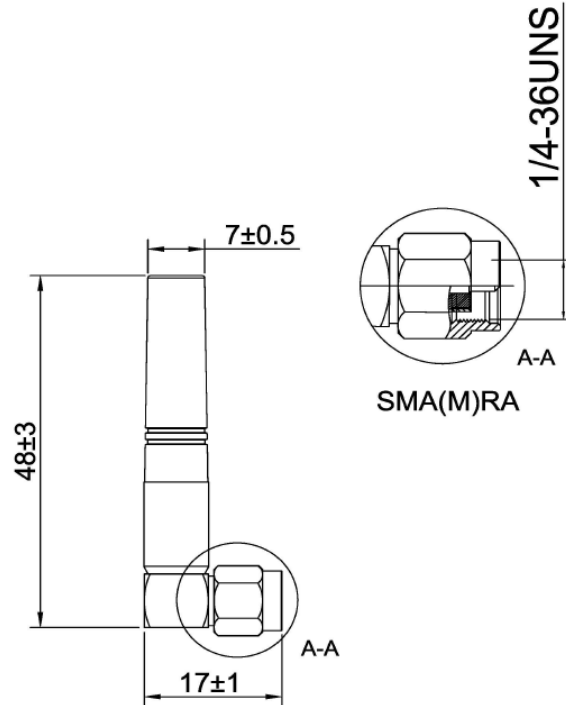
## V. 3D Radiation Pattern:



© Unictron Technologies Corp.  
All specifications subject to change without notice.



## VI. Mechanical Drawing (Unit:mm):



© Unictron Technologies Corp.  
All specifications subject to change without notice.